

**HUM**

# Hamilton U.S. Mid/Small-Cap Financials ETF

**HAMILTON ETFs**

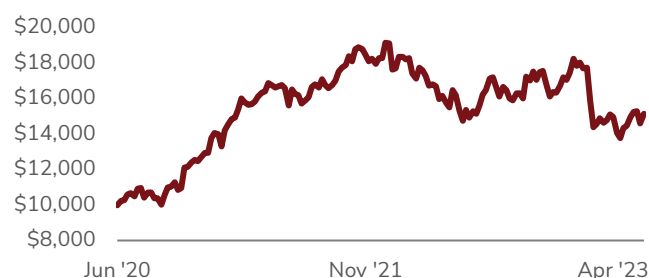
## Invest in a higher growth category of U.S. financials

The **Hamilton U.S. Mid/Small-Cap Financials ETF (HUM)** provides exposure to one of the best-performing categories in the global financials sector

### HUM Highlights

- U.S. Mid-cap financials had double the return of large-caps over the last two decades
- Large and dynamic investable universe of over 550 firms with market cap exceeding US \$1.6 trillion
- Active management from team of sector specialists

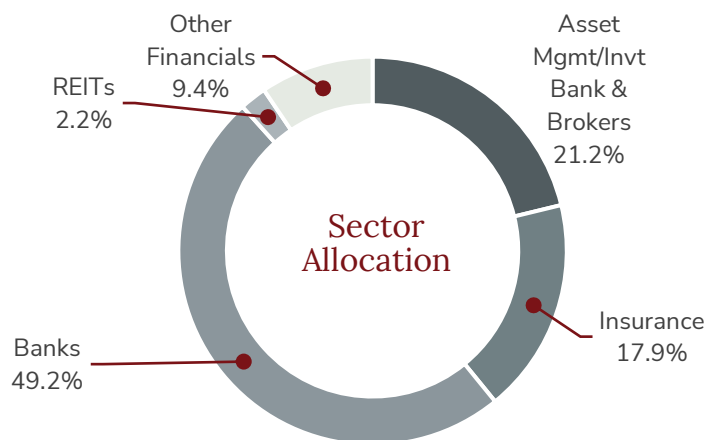
### Growth of \$10,000



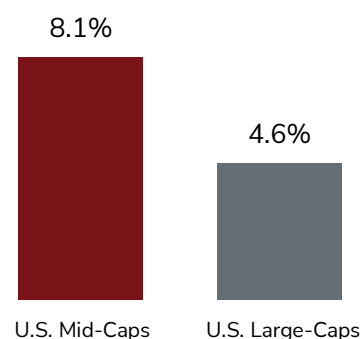
### Returns

1 mo	3 mo	6 mo	YTD	1 yr	3 yr*	Since Inception*
6.9%	1.5%	-7.4%	-7.4%	1.5%	12.9%	14.7%

\*Annualized



### Mid-Caps Outperformed Annualized returns since 2000<sup>1</sup>



**HUM****Hamilton U.S. Mid/Small-Cap  
Financials ETF****HAMILTON ETFs**

## Investment Objective

The fund seeks to generate long-term returns from an actively managed equity portfolio of U.S.-based mid and small-cap financial services companies in higher growth markets with M&A potential.

## Reasons to Invest in HUM



Exposure to financial firms in higher-growth markets with **M&A potential**



Premium category of companies trading at **large valuation discount** to long-term average



**Diversified financials** exposure including banks, wealth management, exchanges, and other financials



## Follow the Growth

Our portfolio management team focuses on the best financial firms operating in the highest growth regions of the United States

### Holdings

LPL Financial Holdings Inc	3.0%
Western Alliance Bancorp	3.0%
Columbia Banking System Inc	3.0%
Synovus Financial Corp	3.0%
Houlihan Lokey Inc	2.9%
SouthState Corp	2.9%
Hancock Whitney Corp	2.8%
Arch Capital Group Ltd	2.8%
East West Bancorp Inc	2.8%
Pinnacle Financial Partners In	2.8%

### Fund Details

Ticker	HUM (CAD) HUM.U (USD)
Exchange	TSX
Management Fee	0.75%
Inception Date	June 26, 2020
Investment Style	Active
Distributions	Quarterly
Currency Hedging	Discretionary
Assets	\$21,169,386
Risk Rating	Medium to High
Auditor	KPMG LLP

**HUM**Hamilton U.S. Mid/Small-Cap  
Financials ETF**HAMILTON ETFs**

## Disclaimers

Commissions, management fees and expenses all may be associated with investments in exchange traded funds (ETFs) managed by Hamilton ETFs. Please read the prospectus before investing. The indicated rates of return are the historical annual compounded total returns including changes in per unit value and reinvestment of all dividends or distributions and does not take into account sales, redemptions, distribution or optional charges or income taxes payable by any securityholder that would have reduced returns. Only the returns for periods of one year or greater are annualized returns. ETFs are not guaranteed, their values change frequently and past performance may not be repeated. The yield is an estimate of the annualized yield an investor would receive if the most recent distribution remained unchanged for the next 12 months, stated as a percentage of the price per unit on the as at date.

1. Annualized returns of S&P MidCap 400 Financials Index (S4FINL) vs S&P 500 Financials Index (S5FINL), Jan 1, 2000-June 30, 2023. Source: Bloomberg 2. All portfolio data as at June 30, 2023.