

HFG

Hamilton Global Financials ETF



HAMILTON ETFS

YIELD %

4.33%

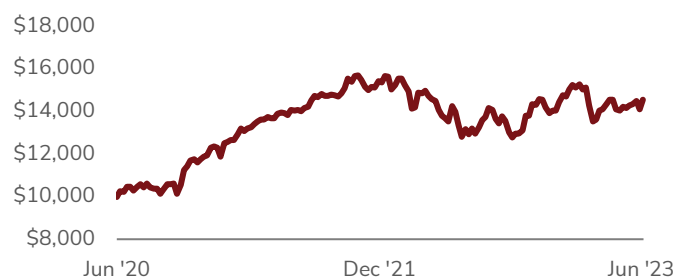
We searched the world for opportunities, so that you don't have to

Hamilton Global Financials ETF (HFG) provides exposure to the most attractive opportunities in the global financials sector

HFG Highlights

- Blue-chip portfolio of global financials offering growth, income and diversification
- Large and dynamic universe of 1,500 companies with market cap exceeding US \$10 trillion across 10 sub-sectors
- Active management from team of financial sector specialists

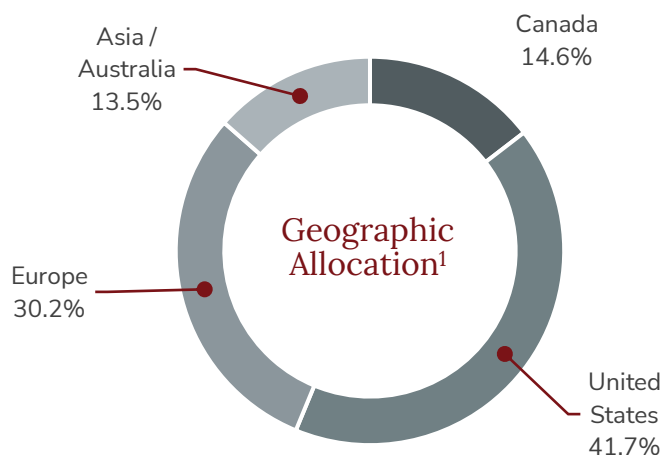
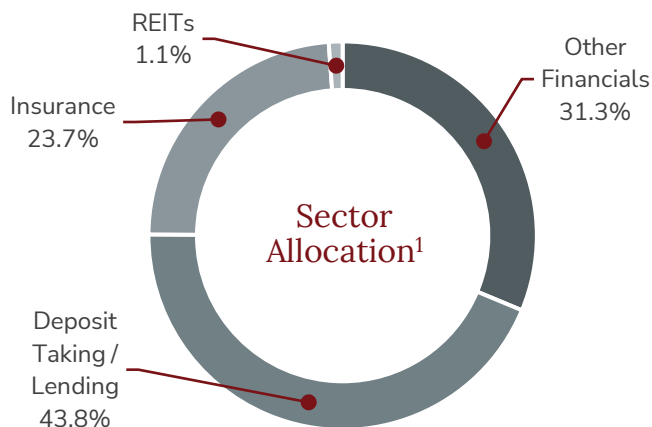
Growth of \$10,000



Returns

| | 1 mo | 3 mo | 6 mo | YTD | 1 yr | 3 yr* | Since Inception* |
|--|------|------|------|------|-------|-------|------------------|
| | 4.4% | 3.6% | 3.7% | 3.7% | 12.5% | 12.7% | 13.3% |

*Annualized



HFG

Hamilton Global
Financials ETF

HAMILTON ETFS

Investment Objective

The fund seeks to generate long-term returns from an actively managed equity portfolio consisting of long-term capital growth and dividend income by investing in financial services companies located around the globe.

Reasons to Invest in HFG



Exposure to the most attractive themes and opportunities in the global financials sector



Globally diversified portfolio with holdings from over 15 countries



Monthly distributions



Global Diversification

HFG's blue-chip portfolio is designed to provide low correlations to Canadian financials, while providing growth and income.

Holdings

| | |
|--------------------------------|------|
| Fairfax Financial Holdings Ltd | 3.4% |
| Wells Fargo & Co | 3.1% |
| HDFC Bank Ltd | 3.1% |
| JPMorgan Chase & Co | 3.0% |
| Oaktree Specialty Lending Corp | 2.9% |
| Chubb Ltd | 2.9% |
| Standard Chartered PLC | 2.8% |
| DNB Bank ASA | 2.7% |
| Nordea Bank Abp | 2.7% |
| Admiral Group PLC | 2.6% |

Fund Details

| | |
|------------------|---------------|
| Ticker | HFG |
| Exchange | TSX |
| Management Fee | 0.75% |
| Inception Date | June 26, 2020 |
| Investment Style | Active |
| Distributions | Monthly |
| Currency Hedging | Discretionary |
| Assets | \$43,761,828 |
| Risk Rating | Medium |
| Auditor | KPMG LLP |

HFG**Hamilton Global
Financials ETF****HAMILTON ETFs**

Disclaimers

Commissions, management fees and expenses all may be associated with investments in exchange traded funds (ETFs) managed by Hamilton ETFs. Please read the prospectus before investing. The indicated rates of return are the historical annual compounded total returns including changes in per unit value and reinvestment of all dividends or distributions and does not take into account sales, redemptions, distribution or optional charges or income taxes payable by any securityholder that would have reduced returns. Only the returns for periods of one year or greater are annualized returns. ETFs are not guaranteed, their values change frequently and past performance may not be repeated. The yield is an estimate of the annualized yield an investor would receive if the most recent distribution remained unchanged for the next 12 months, stated as a percentage of the price per unit on the as at date.

1. All portfolio data as at June 30, 2023.